



AT-PA-6889-1715Y

68-89GHz Power Amplifier, Psat=+15dBm

E Band Broadband Power Amplifier



Description:

AT-PA-6889-1715Y is power amplifier with +15dBm output power in the frequency of 68-89GHz. The DC power requirement is +5/400mA. The module is with a standard WR-12 waveguide.

The power amplifier has high gain, high linearity, low input/output return loss and flat gain response.

More information, please visit www.atmicrowave.com

Feature

- ✓ Frequency: 68-89GHz
- ✓ Psat:+15dBm
- ✓ Small signal gain: 17dB
- ✓ Single Power Supply

Application

- ✓ E Band Point to Point Communication
- ✓ FOD (Foreigner Objects Debris)
- ✓ Test Equipment
- ✓ ROF (RF Over Fiber)
- ✓ Radar System

Electrical Specifications:

Parameter	Min	Typical	Max
Frequency		68-89GHz	
Gain	15dB	17dB	
Drain Supply		+5V	+8V
Current Id		400 mA	
P1dB		+13dBm	
Psat		+15dBm	
Input Return Loss		-7 dB	
Output Return Loss		-7 dB	
Spec Temp		25C	





AT-PA-6889-1715Y

68-89GHz Power Amplifier, Psat=+15dBm

Mechanical Information

Item	Description
Input Port	WR-12
Output Port	WR-12
Case Material	Copper
Finish	Gold Plated
Weight (Without Heatsink)	125g
Size:	50X25X20mm

Absolute Maximum Ratings Table

Parameter	Value
Drain Supply	+9V
RF Input Power	+12dBm
Operating Temperature	0 to +50C
Storage Temperature	-65 to +150C

Notes:

1. Datasheet may be changed according to update of MMIC, Raw materials , process, and so on.
2. This data is only for reference, not for guaranteed specifications.
3. Please contact AT Microwave team to make sure you have the most current data.

Part Number Selection Guide

Item	Description
PN	Stand Module with DC Power Supply
PN-LCBT	L ow Cost, C ompact B ench- T op, +220V Supply with AC/DC Adapter

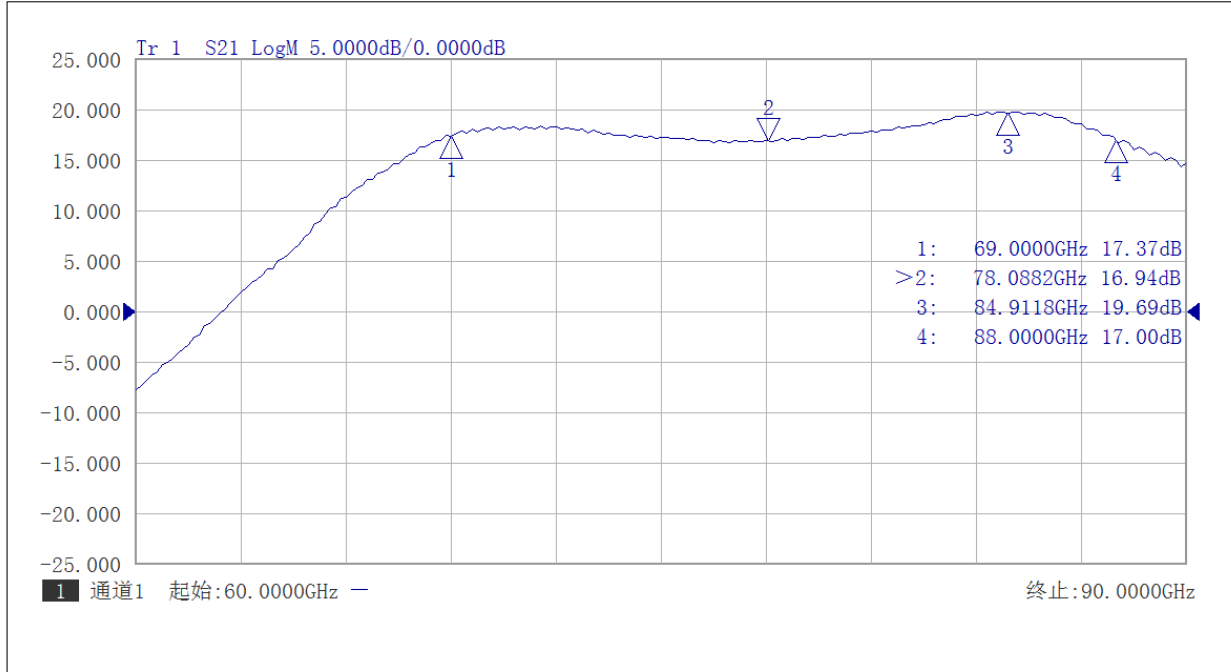




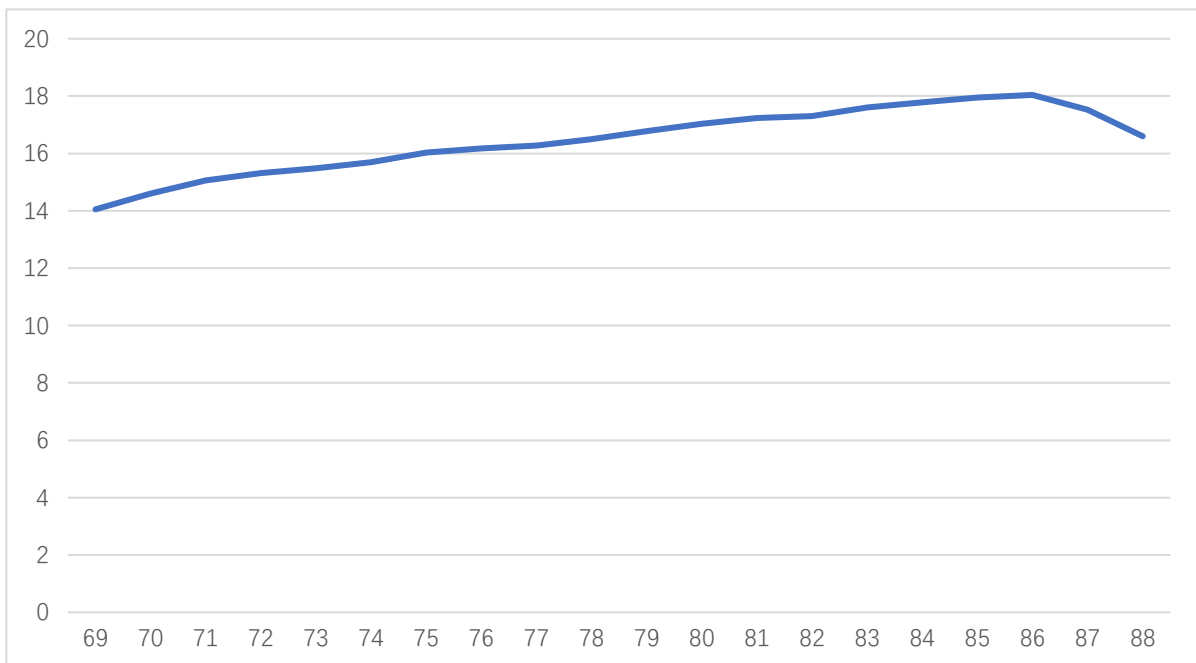
AT-PA-6889-1715Y

68-89GHz Power Amplifier, Psat=+15dBm

Test Data:



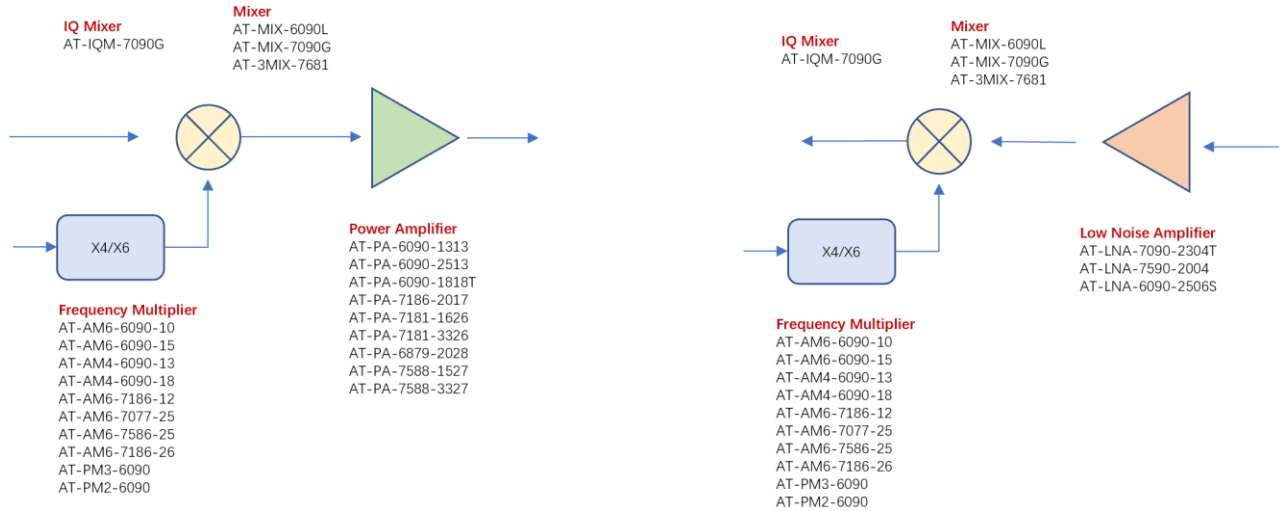
Gain vs Frequency



Psat vs Frequency



E Band 60-90GHz



Dimension:(unit in mm)

